

QUARTERLY REPORT OF INCOME

For the Quarter Ending March 31, 2013


Department : CHED - SUCs

Agency : DR. EMILIO B. ESPINOSA, SR. MEMORIAL STATE COLLEGE OF AGRICULTURE AND TECHNOLOGY

Fund : 164

CLASSIFICATION/ SOURCES OF INCOME	ACTUAL INCOME COLLECTIONS FOR THE QUARTER				CUMULATIVE INCOME COLLECTIONS TO DATE	CUMULATIVE INCOME DEPOSITED WITH BTR	REMARKS
	JAN	FEB	MAR	TOTAL			
Internally Generated Income (164)							
Registration Fees	450.00	2,575.00	925.00	3,950.00			
Athletic and Cultural Fees	1,350.00	7,530.00	1,710.00	10,590.00			
Clearance/Certification Fees	1,240.00	6,500.00	19,970.00	27,710.00			
Comprehensive Examination Fees	-	-	-	-			
Diploma & Graduation Fees	175.00	76,875.00	99,025.00	176,075.00			
Library Fees	1,510.00	8,360.00	4,630.00	14,500.00			
Medical, Dental & Laboratory fees	300.00	1,850.00	1,400.00	3,550.00			
Transcript of Records Fee	940.00	7,130.00	21,010.00	29,080.00			
Other Service Income	115.00	52,172.00	18,012.50	70,299.50			
Fines & Penalties-Service Income	130.00	440.00	210.00	780.00			
Income from Dormitory	5,400.00	27,100.00	46,250.00	78,750.00			
Rent Income	-	-	72,300.00	72,300.00			
Tuition Fees	120,620.00	731,475.00	2,145,019.00	2,997,114.00			
Other Business Income	28,432.35	55,555.77	26,874.00	110,862.12			
Interest Income	-	-	-	-			
Miscellaneous Income	-	-	-	-			
TOTAL	160,662.35	977,562.77	2,457,335.50	3,595,560.62			

Prepared by:


ARMANDO P. CABRERA III
 Accountant II

Approved:


ERWIN H. MALTO, Ph.D
 President

QUARTERLY REPORT OF INCOME

For the Quarter Ending June 30, 2013


Department : CHED - SUCs

Agency : DR. EMILIO B. ESPINOSA, SR. MEMORIAL STATE COLLEGE OF AGRICULTURE AND TECHNOLOGY

Fund : 164

CLASSIFICATION/ SOURCES OF INCOME	ACTUAL INCOME COLLECTIONS FOR THE QUARTER				1ST QTR	CUMULATIVE INCOME COLLECTIONS TO DATE	CUMULATIVE INCOME DEPOSITED WITH BTR	REMARKS
	APRIL	MAY	JUNE	TOTAL				
Internally Generated Income (164)								
Registration Fees	94,425.00	115,850.00	77,800.00	288,075.00	3,950.00	292,025.00		
Athletic and Cultural Fees	24,000.00	342,630.00	174,045.00	540,675.00	10,590.00	551,265.00		
Clearance/Certification Fees	14,280.00	39,665.00	16,875.00	70,820.00	27,710.00	98,530.00		
Comprehensive Examination Fees	-	-	-	-	-	-		
Diploma & Graduation Fees	175.00	575.00	250.00	1,000.00	176,075.00	177,075.00		
Library Fees	135,880.00	265,400.00	145,080.00	546,360.00	14,500.00	560,860.00		
Medical, Dental & Laboratory fees	34,050.00	60,425.00	34,325.00	128,800.00	3,550.00	132,350.00		
Transcript of Records Fee	8,450.00	4,450.00	1,890.00	14,790.00	29,080.00	43,870.00		
Other Service Income	173,997.75	65,051.00	37,788.88	276,837.63	70,299.50	347,137.13		
Fines & Penalties-Service Income	9,481.00	495.00	5,794.00	15,770.00	780.00	16,550.00		
Income from Dormitory	30,000.00	37,925.00	15,550.00	83,475.00	78,750.00	162,225.00		
Rent Income	-	-	-	-	72,300.00	72,300.00		
Tuition Fees	1,964,331.00	3,505,853.00	1,333,334.00	6,803,518.00	2,997,114.00	9,800,632.00		
Other Business Income	25,587.00	308,777.73	67,059.50	401,424.23	110,862.12	512,286.35		
Interest Income	-	-	-	-				
Miscellaneous Income	-	-	-	-				
TOTAL	2,514,656.75	4,747,096.73	1,909,791.38	9,171,544.86	3,595,560.62	12,767,105.48		

Prepared by:


ARMANDO P. CABRERA III
 Accountant II

Approved:


ERWIN H. MALTO, Ph.D
 President

QUARTERLY REPORT OF INCOME

For the Quarter Ending SEPTEMBER 30, 2013

Department : CHED - SUCs

Agency : DR. EMILIO B. ESPINOSA, SR. MEMORIAL STATE COLLEGE OF AGRICULTURE AND TECHNOLOGY

Fund : 164


CLASSIFICATION/ SOURCES OF INCOME	ACTUAL INCOME COLLECTIONS FOR THE QUARTER				CUMULATIVE INCOME COLLECTIONS TO DATE	CUMULATIVE INCOME DEPOSITED WITH BTR	REMARKS
	JULY	AUGUST	SEPTEMBER	TOTAL			
Internally Generated Income (164)							
Registration Fees	21,300.00	100.00	400.00	21,800.00	313,825.00		
Athletic and Cultural Fees	710.00	150.00	1,350.00	2,210.00	553,475.00		
Clearance/Certification Fees	9,470.00	3,840.00	1,350.00	14,660.00	113,190.00		
Comprehensive Examination Fees	-	-	-	-	-		
Diploma & Graduation Fees	-	50.00	200.00	250.00	177,325.00		
Library Fees	21,420.00	870.00	1,590.00	23,880.00	584,740.00		
Medical, Dental & Laboratory fees	4,800.00	50.00	925.00	5,775.00	138,125.00		
Transcript of Records Fee	1,840.00	850.00	1,140.00	3,830.00	47,700.00		
Other Service Income	23,922.25	16,002.75	15,062.75	54,987.75	402,124.88		
Fines & Penalties-Service Income	50.00	-	220.00	270.00	16,820.00		
Income from Dormitory	7,450.00	2,750.00	9,000.00	19,200.00	181,425.00		
Rent Income	-	-	-	-	72,300.00		
Tuition Fees	242,974.00	357,485.00	412,820.00	1,013,279.00	10,813,911.00		
Other Business Income	29,257.00	750.00	13,887.00	43,894.00	556,180.35		
Interest Income	-	-	-	-			
Miscellaneous Income	-	-	-	-			
TOTAL	363,193.25	382,897.75	457,944.75	1,204,035.75	13,971,141.23		

Prepared by:



ARMANDO P. CABRERA III
Accountant II

Approved:



ERWIN H. MALTO, Ph.D
President


QUARTERLY REPORT OF INCOME

For the Quarter Ending SEPTEMBER 30, 2013

Department : CHED - SUCs
 Agency : DR. EMILIO B. ESPINOSA, SR. MEMORIAL STATE COLLEGE OF AGRICULTURE AND TECHNOLOGY
 Fund : 164

CLASSIFICATION/ SOURCES OF INCOME	ACTUAL INCOME COLLECTIONS FOR THE QUARTER				1ST QTR	2nd QTR	3rd QTR	CUMULATIVE INCOME COLLECTIONS TO DATE	CUMULATIVE INCOME DEPOSITED WITH BTR	REMARKS
	October	November	December	TOTAL						
Internally Generated Income (164)										
Registration Fees	31,350.00	154,090.00	11,150.00	196,590.00	3,950.00	288,075.00	21,800.00	510,415.00		
Athletic and Cultural Fees	93,950.00	373,440.00	450.00	467,840.00	10,590.00	540,675.00	2,210.00	1,021,315.00		
Clearance/Certification Fees	13,380.00	24,230.00	5,720.00	43,330.00	27,710.00	70,820.00	14,660.00	156,520.00		
Comprehensive Examination Fees	-	-	-	-	-	-	-	-		
Diploma & Graduation Fees	820.00	-	-	820.00	176,075.00	1,000.00	250.00	178,145.00		
Library Fees	64,880.00	275,740.00	8,690.00	349,310.00	14,500.00	546,360.00	23,880.00	934,050.00		
Medical, Dental & Laboratory fees	15,775.00	68,165.00	2,025.00	85,965.00	3,550.00	128,800.00	5,775.00	224,090.00		
Transcript of Records Fee	2,250.00	2,600.00	1,250.00	6,100.00	29,080.00	14,790.00	3,830.00	53,800.00		
Other Service Income	25,159.00	58,037.50	18,265.50	101,462.00	70,299.50	276,837.63	54,987.75	503,586.88		
Fines & Penalties-Service Income	1,150.00	136,618.00	288.00	138,056.00	780.00	15,770.00	270.00	154,876.00		
Income from Dormitory	96,075.00	40,050.00	2,000.00	138,125.00	78,750.00	83,475.00	19,200.00	319,550.00		
Rent Income	100.00	-	-	100.00	72,300.00	-	-	72,400.00		
Tuition Fees	4,448,015.00	3,236,997.00	87,029.00	7,772,041.00	2,997,114.00	6,803,518.00	1,013,279.00	18,585,952.00		
Other Business Income	81,229.00	48,178.00	43,957.00	173,364.00	110,862.12	401,424.23	43,894.00	729,544.35		
Interest Income	-	-	-	-	-	-	-	-		
Miscellaneous Income	-	-	-	-	-	-	-	-		
TOTAL	4,874,133.00	4,418,145.50	180,824.50	9,473,103.00	3,595,560.62	9,171,544.86		23,444,244.23		

Prepared by:


ARMANDO P. CABRERA III
 Accountant II

Approved:


ERWIN H. MALTO, Ph.D
 President